


Anexo de Ingresos del periodo 2011 vs 2010

Nombre del Ingreso	Enero..2011	Enero..2010	Variacion
PREDIAL	2,194,109.01	561,538.22	1,632,570.79
ALCABALA	364,931.33	648,383.05	-283,451.72
IMPUESTO A LOS CASINOS DE JUEGOS	2,161.97	2,195.80	-33.83
IMPUESTO A LOS ESPECTACULOS PUBLICOS NO DEPORTIVOS	27,372.63	0.00	27,372.63
IMPUESTO A LOS JUEGOS DE MAQUINAS TRAGAMONEDAS	36,602.85	29,373.54	7,229.31
BENEFICIO DE REGULARIZACION TRIBUTARIA MUNICIPAL - BERTRIMUN	354,950.03	288,626.57	66,323.46
POR INFRACCIONES TRIBUTARIAS	11,672.99	9,409.82	2,263.17
VENTA DE PUBLICACIONES	0.00	3,449.94	-3,449.94
VENTA DE BASES PARA LICITACION PUBLICA, CONCURSO PUBLICO Y OTROS	800.00	1,055.00	-255.00
REGISTRO CIVIL	14,419.60	27,229.76	-12,810.16
TASAS REGISTRALES	21.60	0.00	21.60
LICENCIAS	4,206.00	11,409.42	-7,203.42
OTROS REGISTROS	281.27	2,338.89	-2,057.62
OTROS DERECHOS ADMINISTRATIVOS GENERALES	70.00	0.00	70.00
CARNETS Y/O TARJETAS DE ATENCION	0.00	17,756.25	-17,756.25
CONTROL CANINO	46.00	0.00	46.00
OTROS DERECHOS ADMINISTRATIVOS DE SALUD	0.00	56.80	-56.80
OTROS DERECHOS ADMINISTRATIVOS DE VIVIENDA	4,535.00	0.00	4,535.00
LICENCIA DE CONSTRUCCION	319,874.16	46,278.15	273,596.01
INSPECCION OCULAR	0.00	12,068.31	-12,068.31
ESTUDIOS URBANOS Y SANEAMIENTO FISICO	155,907.67	217,352.12	-61,444.45
OTROS DERECHOS ADMINISTRATIVOS DE CONSTRUCCION	675.22	2,084.24	-1,409.02
TRAMITE POR TRANSITO VEHICULAR	0.00	0.00	0.00
DERECHOS DE PERMISO DE OPERACION	28.00	231.52	-203.52
DERECHOS DE INSCRIPCION	0.00	7,082.96	-7,082.96
GUARDIANIA - DEPOSITOS DE VEHICULOS	0.00	0.00	0.00

Febrero..2011	Febrero..2010	Variacion
6,703,493.91	4,529,143.75	2,174,350.16
0.00	0.00	0.00
1,956.58	2,102.39	-145.81
28,338.75	0.00	28,338.75
35,322.31	30,320.54	5,001.77
332,874.60	369,535.20	-36,660.60
5,257.64	13,937.08	-8,679.44
0.00	3,654.19	-3,654.19
150.00	3,715.00	-3,565.00
11,440.80	22,342.95	-10,902.15
103.70	0.00	103.70
7,079.00	12,773.10	-5,694.10
580.00	3,195.39	-2,615.39
140.00	0.00	140.00
0.00	22,066.00	-22,066.00
34.50	0.00	34.50
0.00	45.44	-45.44
5,858.00	0.00	5,858.00
46,446.30	47,263.05	-816.75
0.00	19,193.69	-19,193.69
57,656.91	72,610.31	-14,953.40
482.61	579.53	-96.92
98.00	20.59	77.41
56.00	2,608.12	-2,552.12
0.00	6,321.13	-6,321.13
6,438.00	0.00	6,438.00

Marzo..2011	Marzo..2010	Variacion
2,320,384.99	2,531,202.29	-210,817.30
778,165.72	630,584.40	147,581.32
1,381.43	2,005.68	-624.25
27,116.81	0.00	27,116.81
30,258.56	28,607.07	1,651.49
180,108.06	316,688.91	-136,580.85
18,468.67	19,704.68	-1,236.01
0.00	4,353.65	-4,353.65
1,580.00	1,885.00	-305.00
8,319.20	16,088.58	-7,769.38
131.10	0.00	131.10
8,146.00	14,624.82	-6,478.82
610.00	3,490.12	-2,880.12
70.00	0.00	70.00
2,738.00	9,914.40	-7,176.40
23.00	0.00	23.00
0.00	34.08	-34.08
7,985.00	0.00	7,985.00
154,333.27	141,609.98	12,723.29
0.00	10,998.80	-10,998.80
1,283.00	3,044.13	-1,761.13
1,486.79	6,026.99	-4,540.20
0.00	0.00	0.00
30.00	623.04	-593.04
0.00	3,294.40	-3,294.40
1,392.00	0.00	1,392.00





Anexo de Ingresos del periodo 2011 vs 2010

Nombre del Ingreso	Enero..2011	Enero..2010	Variacion
LICENCIAS	0.00	0.00	0.00
OTROS DERECHOS ADMINISTRATIVOS DE TRANSPORTES Y COMUNICACIONES	167.80	0.00	167.80
CERTIFICACIONES Y MANIFESTACIONES	0.00	62.84	-62.84
LICENCIAS DE FUNCIONAMIENTO Y OTROS	10,750.90	42,459.00	-31,708.10
PUESTOS, KIOSKOS Y OTROS	0.00	36.00	-36.00
ANUNCIOS Y PROPAGANDA	4,060.40	30,239.98	-26,179.58
INSPECCIONES Y/O CALIFICACIONES	6,919.30	22,520.72	-15,601.42
DERECHOS DE APROBACION Y AUTORIZACION	5,880.00	0.00	5,880.00
LEGALIZACION DE DOCUMENTOS	2,597.00	24,101.38	-21,504.38
CERTIFICACIONES DIVERSAS	720.00	503.85	216.15
ACCESO A LA INFORMACION PUBLICA	9.60	0.00	9.60
OTROS DERECHOS ADMINISTRATIVOS	1,605.64	102.48	1,503.16
SERVICIO DE CAPACITACION	0.00	1,140.00	-1,140.00
SERVICIOS ACADEMICOS	1,020.00	0.00	1,020.00
VACACIONES UTILES	61,047.04	0.00	61,047.04
OTROS SERVICIOS CULTURALES Y RECREATIVOS	0.00	46,900.00	-46,900.00
EDIFICIOS E INSTALACIONES	1,721.04	1,707.56	13.48
BAÑOS MUNICIPALES	9,036.50	6,147.80	2,888.70
SERVICIOS CATASTRALES	726.00	337.61	388.39
SERVICIOS POR INSPECCIONES TECNICAS Y VERIFICACIONES	0.00	2,687.04	-2,687.04
SERVICIOS DE PUBLICIDAD E IMPRESION	0.00	4.58	-4.58
SERVICIOS A TERCEROS	0.00	0.00	0.00
NOMENCLATURA Y NUMERACION DE INMUEBLES	10,900.00	6,639.06	4,260.94
LIMPIEZA PUBLICA	986,596.13	363,006.07	623,590.06
SERENAZGO	478,239.43	145,361.15	332,878.28
PARQUES Y JARDINES	662,450.92	210,774.75	451,676.17
CANON MINERO	678.28	0.00	678.28
CANON HIDROENERGETICO	565.77	10,008.85	-9,443.08

Febrero..2011	Febrero..2010	Variacion
0.00	500.00	-500.00
131.70	0.00	131.70
147.00	0.00	147.00
27,857.38	50,709.63	-22,852.25
0.00	0.00	0.00
5,945.10	54,653.96	-48,708.86
25,776.50	27,556.76	-1,780.26
7,228.00	8,678.22	-1,450.22
2,187.60	20,199.28	-18,011.68
1,662.00	1,519.94	142.06
0.60	0.00	0.60
1,746.28	323.76	1,422.52
1,180.00	500.00	680.00
820.00	0.00	820.00
275.01	0.00	275.01
100.00	450.00	-350.00
883.24	1,536.44	-653.20
6,523.40	5,943.70	579.70
982.00	1,007.84	-25.84
0.00	2,707.86	-2,707.86
0.00	193.10	-193.10
0.00	1,248.18	-1,248.18
51,666.00	7,182.18	44,483.82
3,525,212.59	2,148,619.72	1,376,592.87
593,253.90	308,244.91	285,008.99
743,351.15	403,612.11	339,739.04
721.54	0.00	721.54
637.71	10,008.85	-9,371.14

Marzo..2011	Marzo..2010	Variacion
0.00	0.00	0.00
1,024.80	0.00	1,024.80
0.00	62.84	-62.84
37,257.00	60,310.89	-23,053.89
0.00	0.00	0.00
20,372.70	49,331.94	-28,959.24
26,589.90	33,773.29	-7,183.39
5,756.90	289.68	5,467.22
3,882.00	39,208.28	-35,326.28
1,380.00	584.48	795.52
5.30	0.00	5.30
1,804.88	238.56	1,566.32
1,680.00	450.00	1,230.00
2,120.00	0.00	2,120.00
0.00	0.00	0.00
60.00	390.00	-330.00
1,255.28	3,459.12	-2,203.84
9,599.49	6,853.40	2,746.09
1,936.00	2,179.71	-243.71
0.00	3,109.00	-3,109.00
0.00	480.33	-480.33
405.00	1,248.18	-843.18
8,066.00	5,263.63	2,802.37
1,015,243.83	2,048,705.29	-1,033,461.46
372,170.50	433,998.48	-61,827.98
510,896.77	594,000.62	-83,103.85
0.00	0.00	0.00
0.00	10,008.85	-10,008.85



Anexo de Ingresos del periodo 2011 vs 2010

Nombre del Ingreso	Enero..2011	Enero..2010	Variacion
CANON FORESTAL	0.32	0.00	0.32
REGALIAS MINERAS	269.97	0.00	269.97
RENTA DE ADUANAS	19.34	385.29	-365.95
FONDO DE COMPENSACION MUNICIPAL	2,065,616.20	2,511,795.88	-446,179.68
INTERESES POR DEPOSITOS DISTINTOS DE RECURSOS POR PRIVATIZACION Y CONCESIONES	1,692.32	6,450.92	-4,758.60
OTRAS MULTAS	89,294.70	86,382.69	2,912.01
APORTE DE LA COMUNIDAD - TRANSFERENCIAS VOLUNTARIAS DE CAPITAL DE PERSONAS NATURALES	0.00	8,822.50	-8,822.50
INGRESOS POR COSTAS PROCESALES	5,969.40	12,529.35	-6,559.95
OTROS INGRESOS DIVERSOS	0.00	23,531.56	-23,531.56
	7,901,219.33	5,452,559.27	2,448,660.06

Febrero..2011	Febrero..2010	Variacion
0.34	0.00	0.34
297.67	4,492.06	-4,194.39
20.57	0.00	20.57
2,934,596.95	2,220,459.59	714,137.36
1,111.89	17,794.79	-16,682.90
203,814.60	95,911.48	107,903.12
0.00	12,786.50	-12,786.50
350.09	20,342.97	-19,992.88
0.00	14,730.90	-14,730.90
15,382,288.42	10,603,342.18	4,778,946.24

Marzo..2011	Marzo..2010	Variacion
0.00	0.00	0.00
0.00	9,161.24	-9,161.24
0.00	0.00	0.00
2,281,729.82	1,702,343.38	579,386.44
0.00	23,258.64	-23,258.64
12,405.91	65,876.68	-53,470.77
0.00	1,431.50	-1,431.50
1,402.02	18,821.18	-17,419.16
0.00	68,515.69	-68,515.69
7,865,639.60	9,081,489.54	-1,215,849.94

